



VHF

Centrifugal Horizontal Roof Mounted Fan



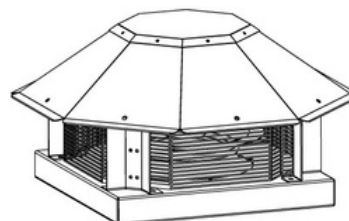
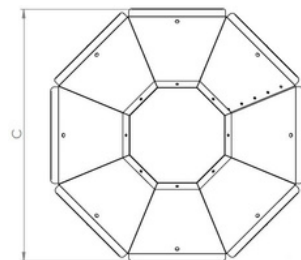
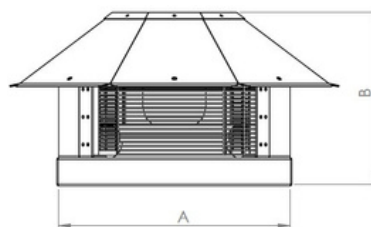
MOTOR INSULATION CLASS	F CLASS
MOTOR PROTECTION CLASS	IP 44
MOTOR EFFICIENCY CLASS	-
MOTOR ENCLOSURE TYPE	EXTERNAL ROTOR MOTOR
MOTOR BRAND	VOLTVENT
BODY MATERIAL	GALVANIZED SHEET METAL
BODY COATING	POWDER COATING
IMPELLER MATERIAL	ALUMINIUM
DUTY CYCLE	IEC Duty Cycle-S1
WORKING TEMPERATURE	-20 - +50 °C
STANDARDS	IEC-60335-2-80, ISO 1940-1

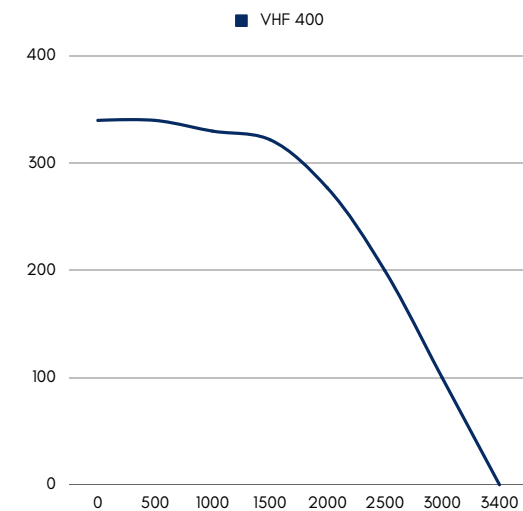
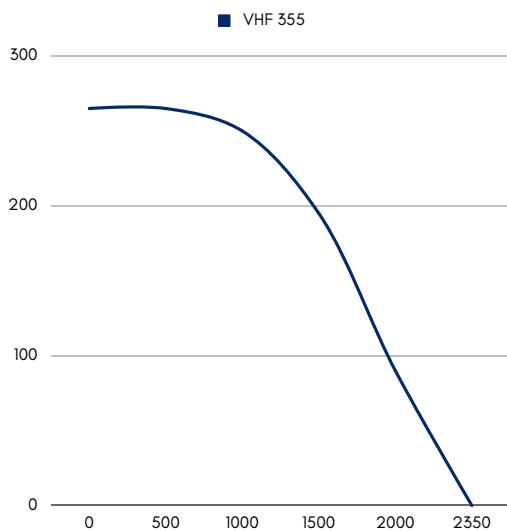
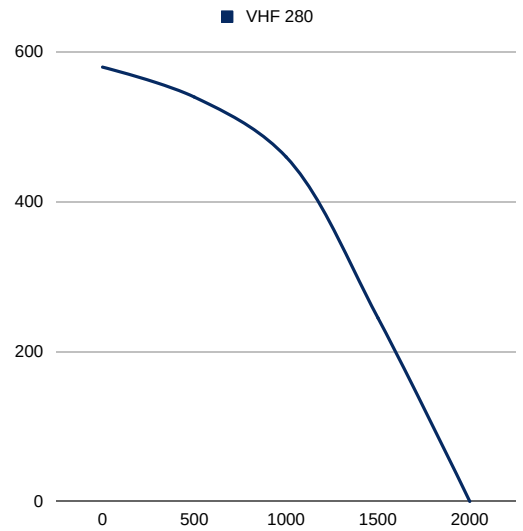
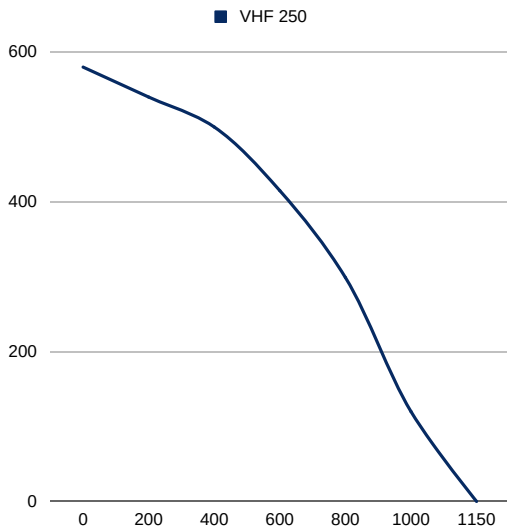
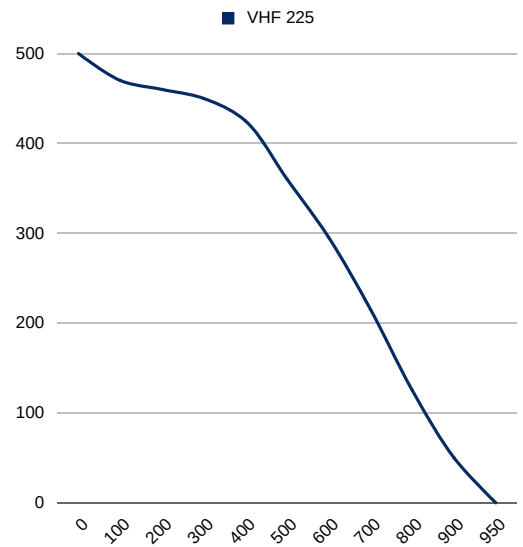
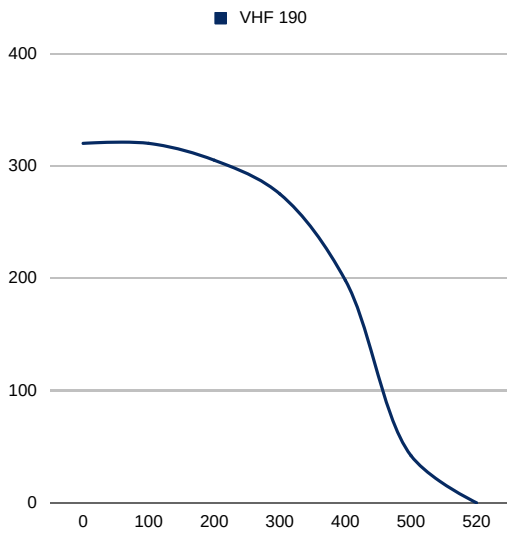
Horizontal roof fans play a crucial role in maintaining indoor air quality, temperature control, and safety in various industrial and commercial settings. Properly designed and maintained roof exhaust systems can help reduce energy costs and create a more comfortable and productive environment for occupants.

It's important to consult with ventilation experts or HVAC professionals to select the right size and type of horizontal roof fan for your specific needs, as the choice of fan will depend on factors like the building size, ventilation requirements, and environmental conditions

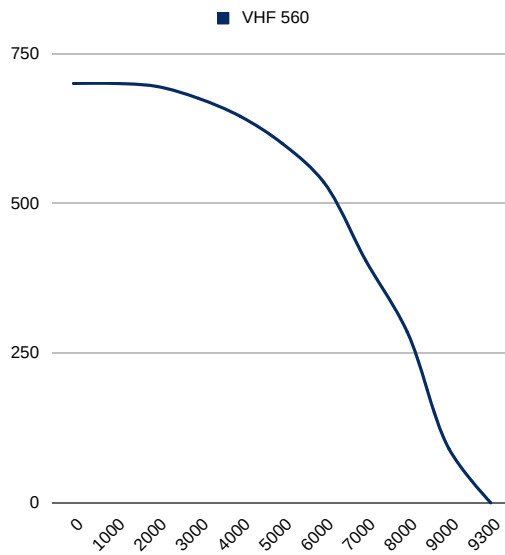
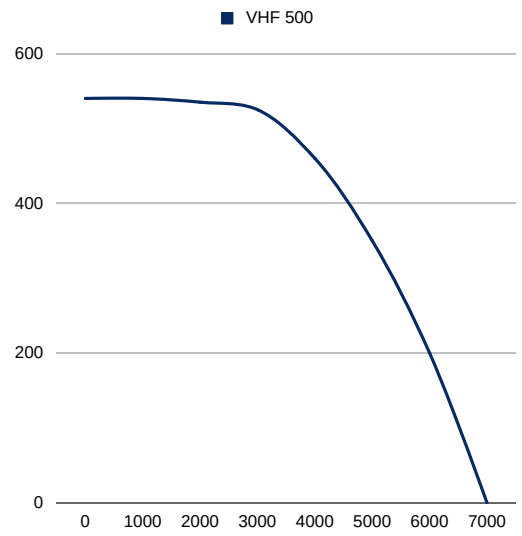
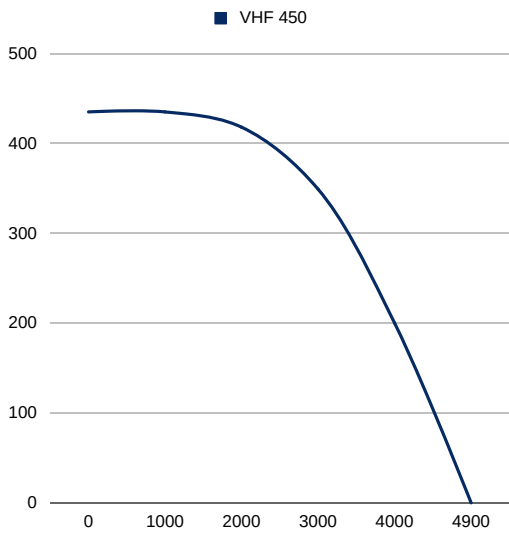
Model	Voltage (V)	Frequency (Hz)	Power (W)	Speed (r.p.m)	Airflow (m³/h)	Weight (kg)	Sound Pressure dB(A)
VHF 190	230	50	90	2600	520	4,6	50
VHF 225	230	50	104	2675	950	7,30	50
VHF 250	230	50	130	2685	1150	11,10	55
VHF 280	230	50	180	2615	2000	13,00	60
VHF 355	230	50	185	1365	2350	15,50	52
VHF 400	230	50	380	1365	3400	17,25	55
VHF 450	230	50	690	1365	4900	20,05	60
VHF 500	230-380	50	1080	1365	7000	25,75	63
VHF 560	380	50	1670	1365	9300	31,90	70

Model	A	B	C
VHF 190	250	220	340
VHF 225	336	247	471
VHF 250	355	252	500
VHF 280	370	256	523
VHF 355	450	337	640
VHF 400	450	367	640
VHF 450	550	444	820
VHF 500	600	500	860
VHF 560	630	510	920





ROOF FANS / Centrifugal Horizontal Roof Mounted Fans



VYF

Centrifugal Horizontal Roof Mounted Fan



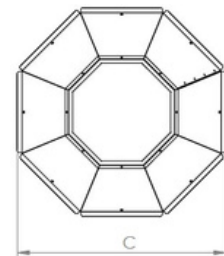
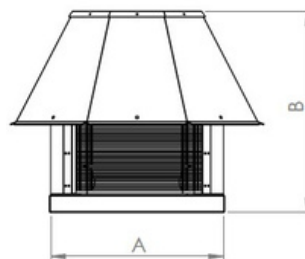
MOTOR INSULATION CLASS	F CLASS
MOTOR PROTECTION CLASS	IP 55
MOTOR EFFICIENCY CLASS	IE3
MOTOR ENCLOSURE TYPE	TEFC
MOTOR BRAND	GAMAK-VOLT-WAT
BODY MATERIAL	GALVANIZED SHEET METAL
BODY COATING	POWDER COATING
IMPELLER MATERIAL	ALUMINIUM
DUTY CYCLE	IEC Duty Cycle-S1
WORKING TEMPERATURE	-20 - +50 °C
STANDARDS	IEC-60335-2-80, ISO 1940-1

Horizontal roof fans play a crucial role in maintaining indoor air quality, temperature control, and safety in various industrial and commercial settings. Properly designed and maintained roof exhaust systems can help reduce energy costs and create a more comfortable and productive environment for occupants.

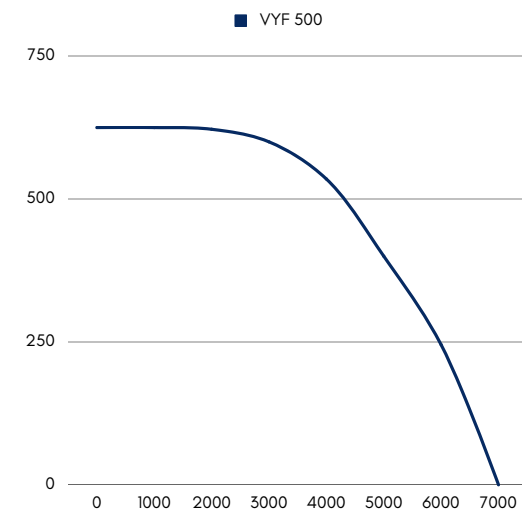
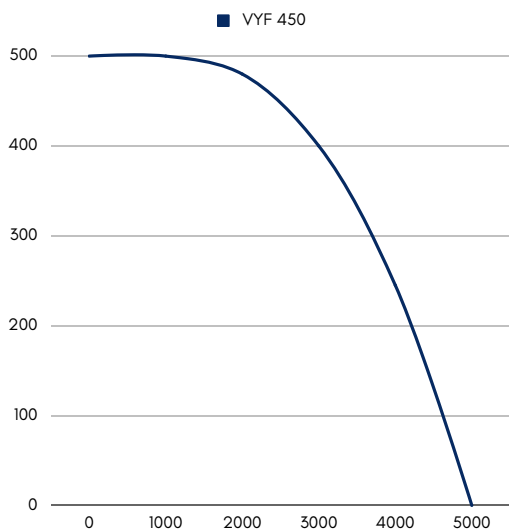
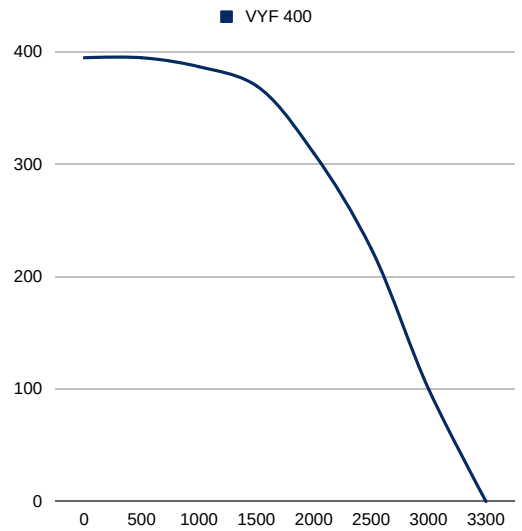
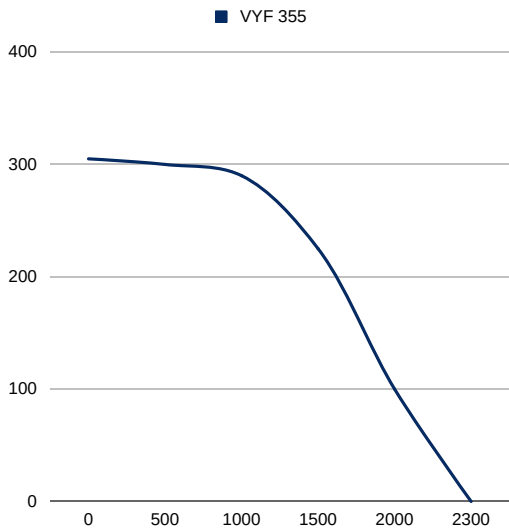
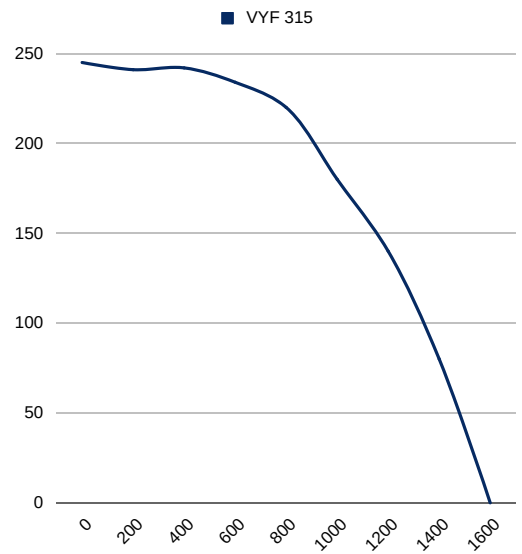
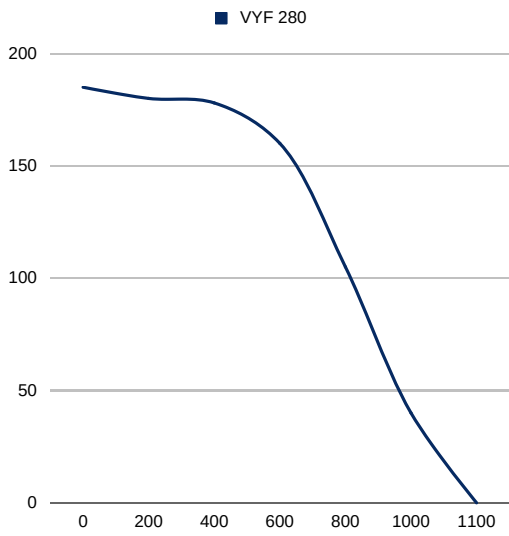
It's important to consult with ventilation experts or HVAC professionals to select the right size and type of horizontal roof fan for your specific needs, as the choice of fan will depend on factors like the building size, ventilation requirements, and environmental conditions

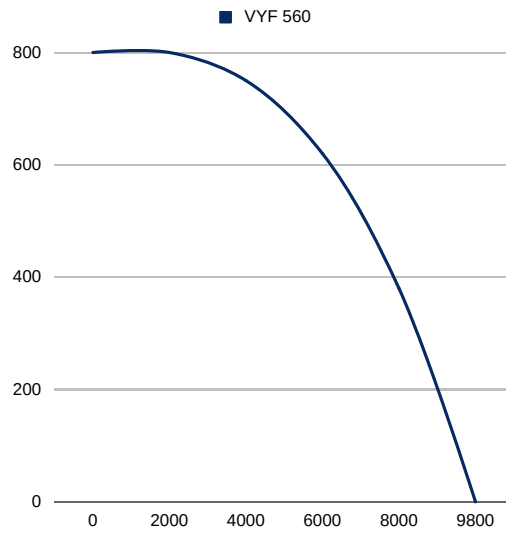
Model	Voltage (V)	Frequency (Hz)	Power (kW)	Speed (r.p.m)	Airflow (m³/h)	Weight (kg)	Sound Pressure dB(A)
VYF 280	380	50	0,18	1450	1100	5,15	53
VYF 315	380	50	0,25	1469	1600	8,30	52
VYF 355	380	50	0,37	1471	2300	13,45	55
VYF 400	380	50	0,55	1478	3300	17,20	60
VYF 450	380	50	0,75	1454	5000	19,70	62
VYF 500	380	50	1,10	1462	7000	23,65	64
VYF 560	380	50	1,50	1464	9800	28,43	66

Model	A	B	C
VYF 280	366	412	536
VYF 315	400	460	580
VYF 355	450	466	630
VYF 400	500	526	723
VYF 450	550	562	820
VYF 500	600	614	900
VYF 560	650	620	973



ROOF FANS / Centrifugal Horizontal Roof Mounted Fans





VRF

Vertical Discharge Centrifugal Fan



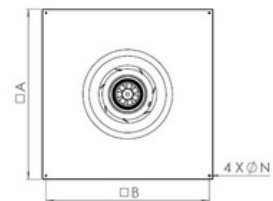
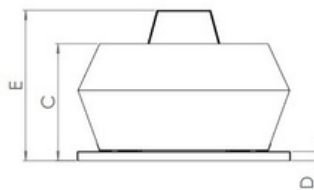
MOTOR INSULATION CLASS	F CLASS
MOTOR PROTECTION CLASS	IP 44
MOTOR EFFICIENCY CLASS	-
MOTOR ENCLOSURE TYPE	EXTERNAL ROTOR MOTOR
MOTOR BRAND	VOLTVENT
BODY MATERIAL	GALVANIZED SHEET METAL
BODY COATING	POWDER COATING
IMPELLER MATERIAL	ALUMINIUM
DUTY CYCLE	IEC Duty Cycle-S1
WORKING TEMPERATURE	-20 - +50 °C
STANDARDS	IEC-60335-2-80, ISO 1940-1

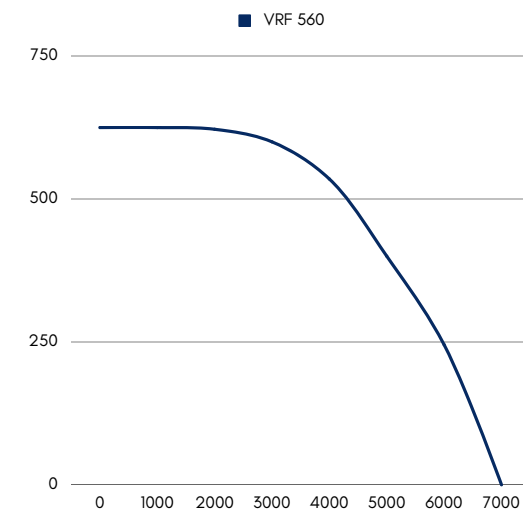
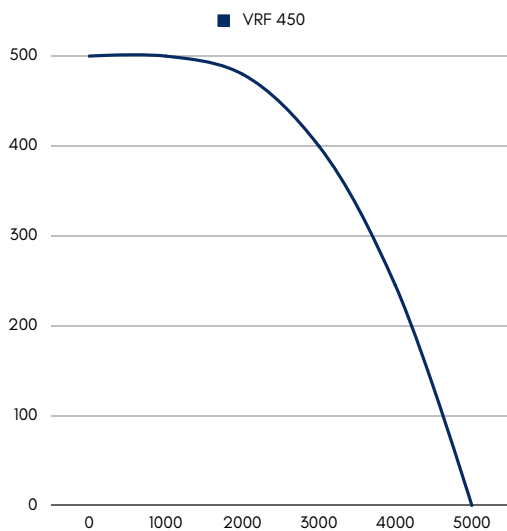
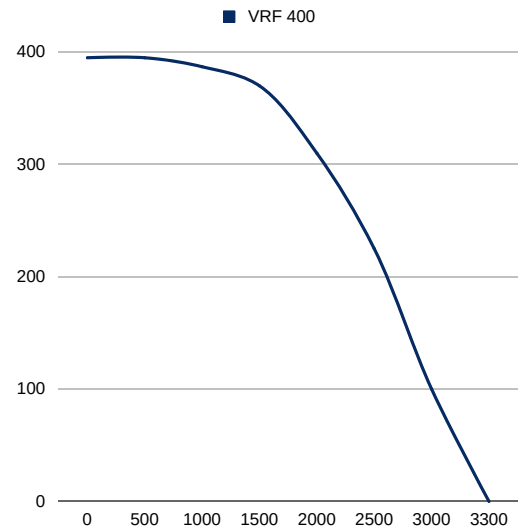
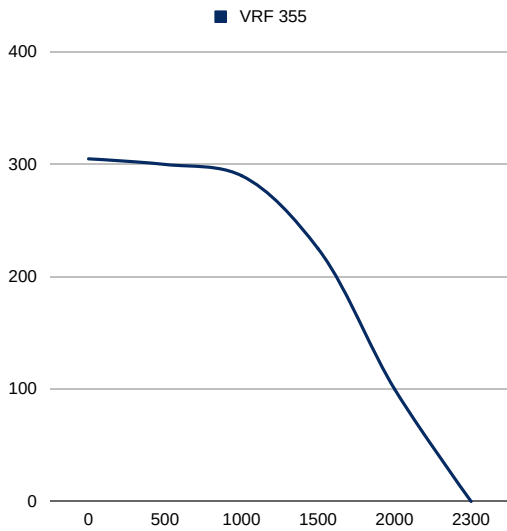
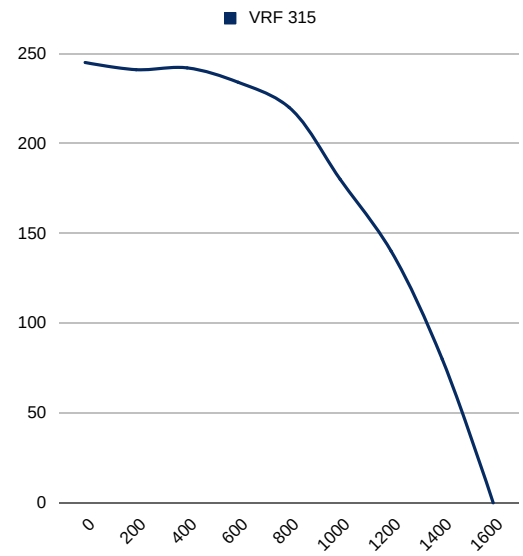
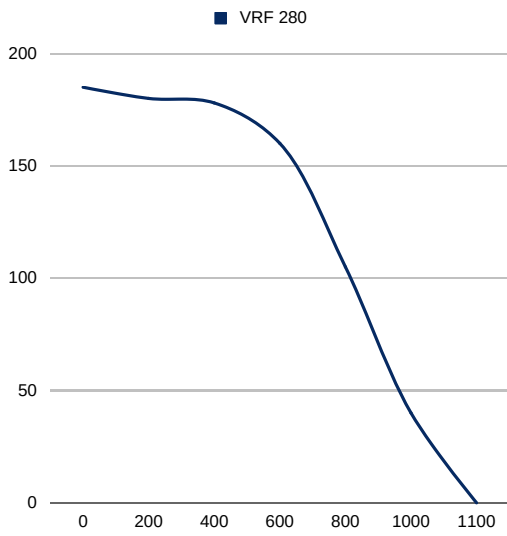
A vertical discharge roof fan is a type of ventilation fan designed to exhaust air or fumes from an enclosed space through the roof of a building. These fans are typically used in industrial and commercial settings where there is a need to remove hot air, smoke, or other contaminants from the building's interior.

Vertical discharge roof fans play a crucial role in maintaining indoor air quality and temperature control in various industrial and commercial applications, including factories, warehouses, commercial kitchens, and other spaces where proper ventilation is essential. They help remove heat, odors, and contaminants from the building, promoting a healthier and more comfortable environment for occupants.

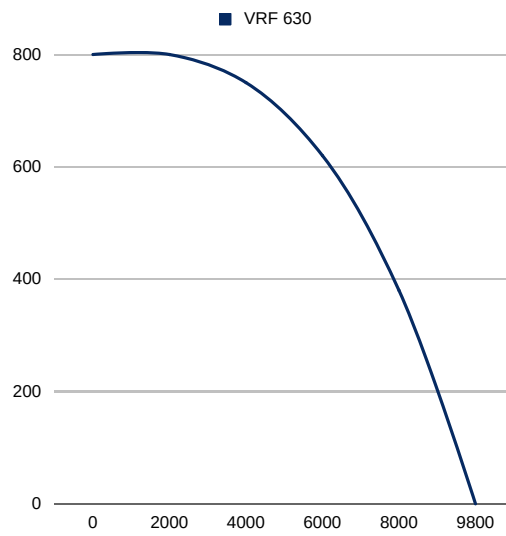
Model	Voltage (V)	Frequency (Hz)	Power (kW)	Speed (r.p.m)	Airflow (m ³ /h)	Weight (kg)	Sound Pressure dB(A)
VRF 280	380	50	0,18	1450	1100	7,15	63
VRF 315	380	50	0,25	1469	1600	10,30	64
VRF 355	380	50	0,37	1471	2300	15,45	58
VRF 400	380	50	0,55	1478	3300	19,20	60
VRF 450	380	50	0,75	1454	5000	21,70	62
VRF 500	380	50	1,10	1462	7000	25,65	64
VRF 560	380	50	1,50	1464	9800	33,50	67

Model	A	B	C
VRF 280	366	412	536
VRF 315	400	460	580
VRF 355	450	466	630
VRF 400	500	526	723
VRF 450	550	562	820
VRF 500	600	614	900
VRF 560	650	620	973





ROOF FANS / Vertical Discharge Centrifugal Fan



VLF-R

Horizontal Discharge Axial Roof Fan




MOTOR INSULATION CLASS	F CLASS
MOTOR PROTECTION CLASS	IP 55
MOTOR EFFICIENCY CLASS	IE3
MOTOR ENCLOSURE TYPE	TEFC
MOTOR BRAND	GAMAK-VOLT-WAT
BODY MATERIAL	GALVANIZED SHEET METAL
BODY COATING	-
IMPELLER MATERIAL	ALUMINIUM
DUTY CYCLE	IEC Duty Cycle-S1
WORKING TEMPERATURE	-20 - +50 °C
STANDARDS	IEC-60335-2-80, ISO 1940-1

A long-cased axial fan, also known as a tube axial fan or a ducted axial fan, is a type of industrial fan designed to move air or other gases in a straight-line path through a duct or enclosed space. It is called "long-cased" because it typically has a cylindrical or elongated casing or housing that encloses the fan blades and motor assembly.

In summary, a long-cased axial fan is a specialized industrial fan designed for applications that require straight-line airflow through ducts or enclosed spaces. They are commonly used in HVAC systems and various industrial processes where efficient and controlled airflow is crucial. These fans are known for their effectiveness in moving large volumes of air while maintaining energy efficiency.

Model	Voltage (V)	Frequency (Hz)	Power (kW)	Speed (r.p.m)	Airflow (m ³ /h)	Sound dB(A)
VLF-R 400/5-25	380	50/60	0,37	1450	2895	66
VLF-R 450/5-25	380	50/60	0,55	1456	4180	69
VLF-R 500/5-25	380	50/60	0,55	1453	5845	72
VLF-R 560/5-25	380	50/60	0,75	1466	8150	75
VLF-R 630/5-30	380	50/60	1,10	1465	13480	80
VLF-R 710/5-30	380	50/60	1,40	1472	19210	83
VLF-R 800/5-30	380	50/60	2,20	1459	25560	85
VLF-R 800/5-35	380	50/60	3,00	1463	30940	89
VLF-R 900/5-35	380	50/60	4,00	1471	39250	90
VLF-R 900/5-40	380	50/60	5,50	1472	44635	93
VLF-R 900/8-40	380	50/60	11,00	1454	46200	94
VLF-R 1000/5-40	380	50/60	7,50	1478	54570	94
VLF-R 1000/8-40	380	50/60	15,00	1456	62250	97
VLF-R 1000/8-45	380	50/60	18,50	1458	69070	99
VLF-R 1120/8-40	380	50/60	22,00	1471	86620	100
VLF-R 1120/8-45	380	50/60	30,00	1474	95270	102

OPTIONS



Electro-static Powder Coating With Any RAL Color



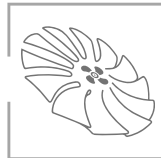
Aluminium or Plastic Blades



Custom Production For Any Flowrate and Pressure



System Automation



5, 8, 12 and 16 Blades Options



Single and Double Speed Motor Option

ACCESSORIES




Mounting Feet



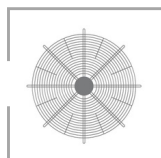
Vibration Isolator



Counter Flange




Connector



Protection Guard



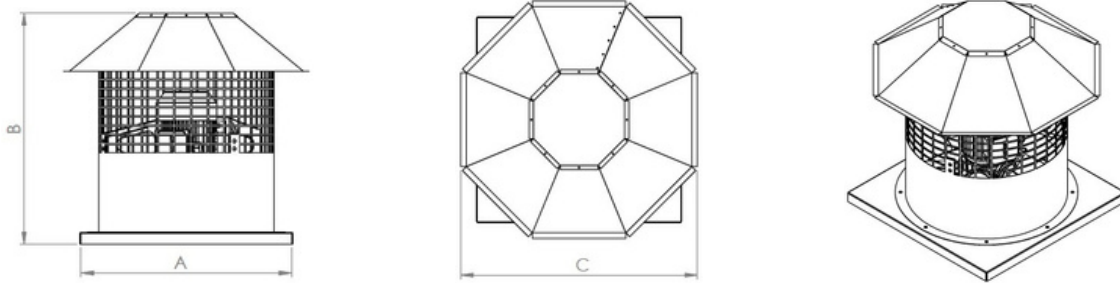
Back Draft Damper



Silencer

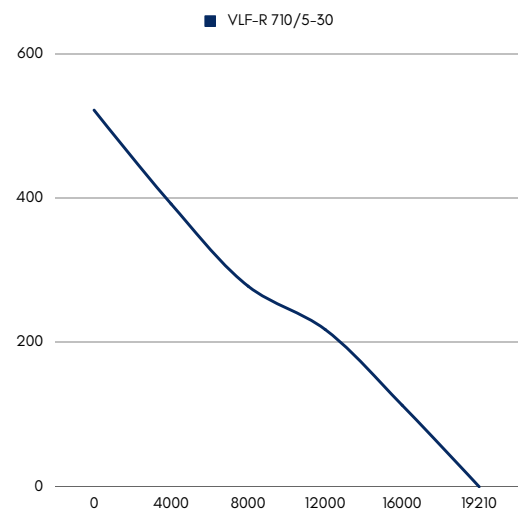
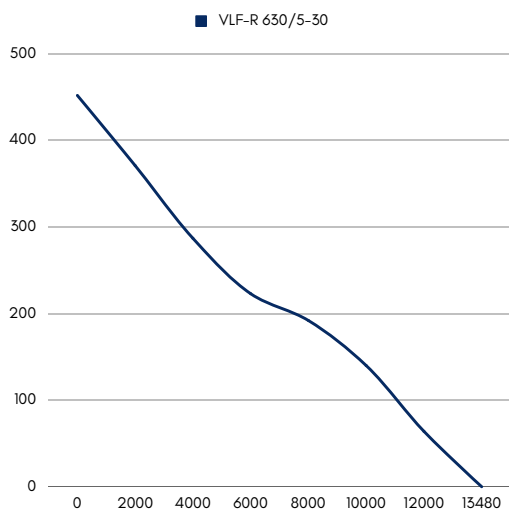
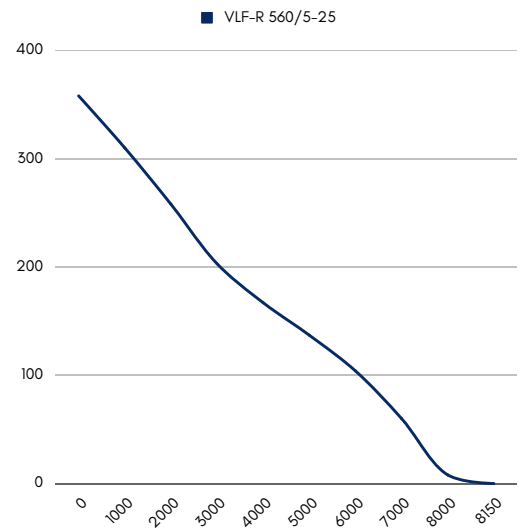
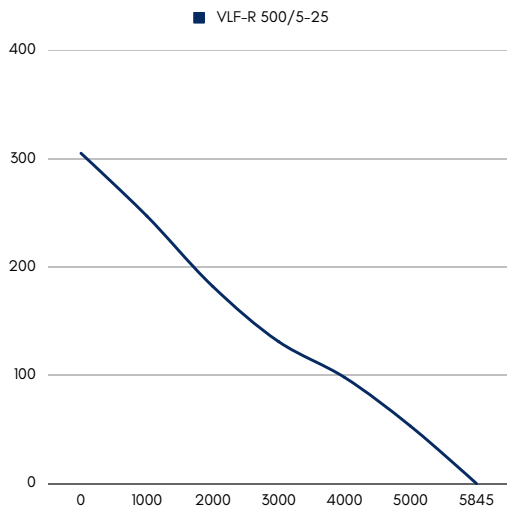
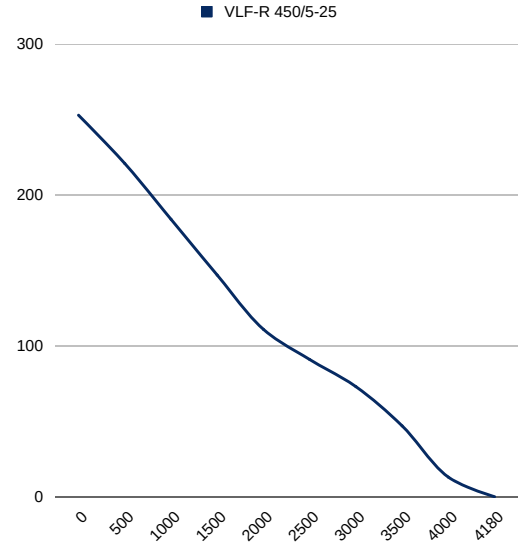
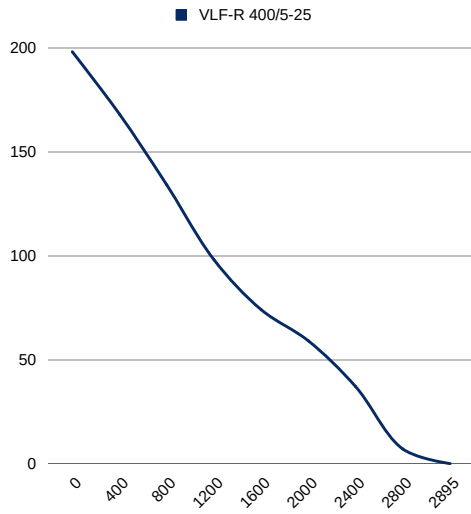


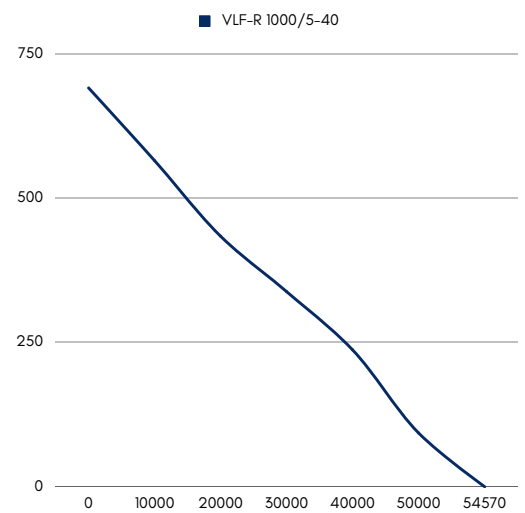
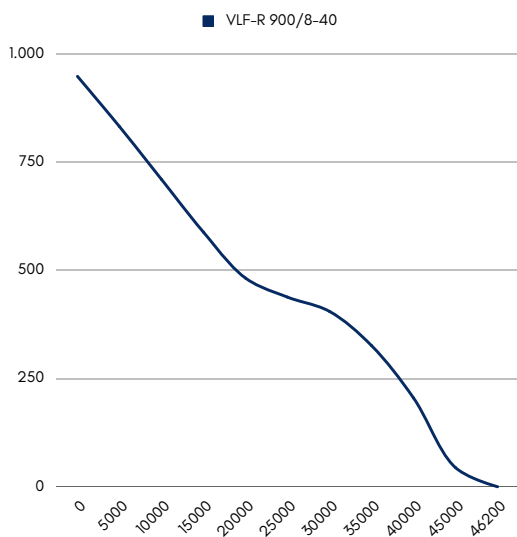
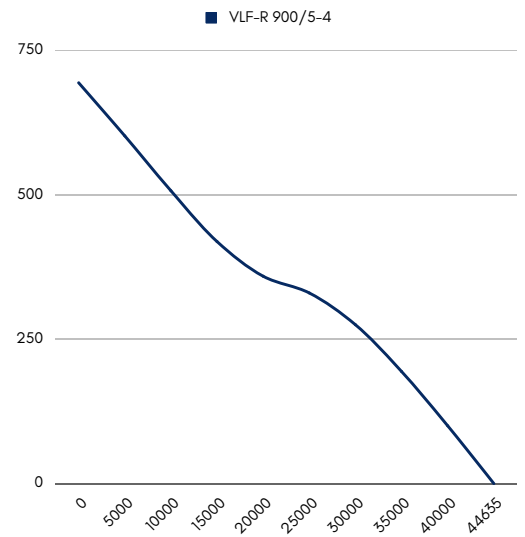
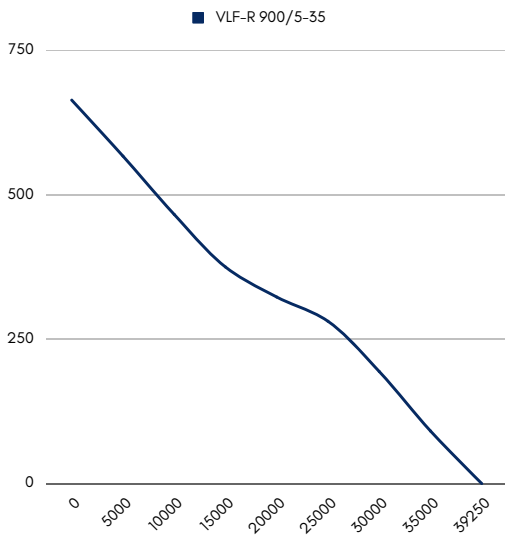
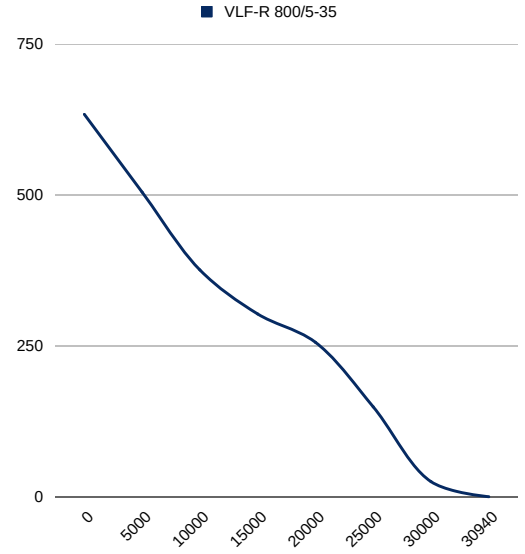
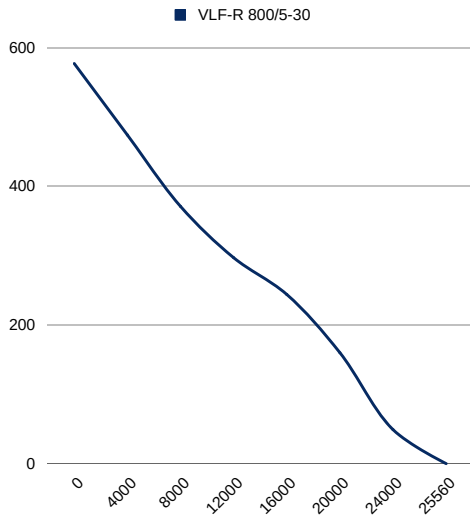
Frequency Inverter

DRAWINGS


Model	A	B	C	E	(N) Screw Hole
VLF-R 400/5-25	500	800	640	11	8
VLF-R 450/5-25	550	800	640	11	8
VLF-R 500/5-25	600	800	700	11	8
VLF-R 560/5-25	650	800	760	11	12
VLF-R 630/5-30	750	850	850	11	12
VLF-R 710/5-30	850	850	950	11	12
VLF-R 800/5-30	950	850	1070	11	16
VLF-R 900/5-40	1050	1200	1140	11	16
VLF-R 1000/8-40	1150	1200	1240	11	16
VLF-R 1120/8-45	1250	1550	1390	11	16

ROOF FANS / Horizontal Discharge Axial Roof Fans





ROOF FANS / Horizontal Discharge Axial Roof Fans

